

Miami-Dade Airports

Miami International Airport (MIA)
 Miami-Opa locka Executive Airport (OPF)
 Miami Executive Airport (TMB)
 Miami Homestead General Aviation Airport (X51)
 Dade-Collier Training and Transition Airport (TNT)

Miami International Airport (MIA)

3,230 acres of land
4 runways: 9-27: 13,016' 12/30: 9,355'
 8R-26L: 10,506' 8L-26R: 8,600'
7.9 million square foot terminal
135 gates | 101 int'l capable gates
624 ticket counters

Leading Economic Engine:  **Generates \$181 billion** in business revenue
 **Supports nearly 843,000 jobs** (direct, indirect, induced & related)

2024: Record-Breaking Year



55,926,566 Passengers
 30,762,231 domestic (55%)
 25,164,335 international (45%)



3,008,715 Freight tons
 474,867 domestic (16%)
 2,533,849 international (84%)



485,448 total operations (FAA Tower Data)



\$9 billion investment in capital improvements & maintenance upgrades to:

- Improve the overall **travel experience**, stimulate **economic growth**, and reinforce MIA's position as a **global hub**
- Address **future demand** with **77 million travelers** and **4+ million tons of cargo** expected by 2040

For detailed information, visit:

www.miami-airport.com/capital_improvement.asp

2024 Rankings (Final ACI Rankings)

	USA	Worldwide
Int'l Freight	1 st 	5 th
Int'l Passengers	2 nd 	34 th
Total Cargo (Freight+Mail)	3 rd 	6 th
Total Freight	3 rd 	6 th
Total Operations	9 th	13 th
Total Passengers	10 th	27 th



94 Airlines

(November 2025)

33 US	61 International
78 Scheduled	16 Charter
58 Passenger	40 Cargo*

*Incl. passenger carriers with separate freighter service

Top 5 Airlines (October 2025)



Passengers

American	2,415,237
Delta	300,581
Envoy	165,574
United	125,892
LATAM	121,795



Freight

Atlas	52,375
Tampa	26,706
Amerijet	25,638
LATAM	21,640
UPS	18,181



177 Non-Stop Passenger Destinations

(November 2025)



New Airlines in 2025

7Air Cargo: Managua, Santo Domingo, San Juan (August)

Arajete: Santo Domingo (April) Punta Cana (June)

Icelandair: Reykjavik, Iceland (October)

SF Airlines (cargo charter): China (September)

Volaris Costa Rica: San Jose, Costa Rica (July)

New Year-Round Int'l Routes in 2025

American Airlines: South Caicos (March)

Avianca: San Jose, Costa Rica (March)

Avianca: Guatemala City, Guatemala (May)

GOL: Belém, Brazil (June)

Volaris El Salvador: San Jose, Costa Rica (July)

Avianca: Guayaquil, Ecuador (October)

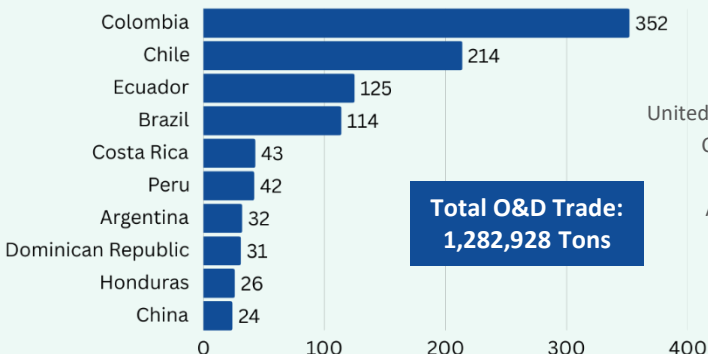
Viva Aerobus: Mexico City, Mexico (November)

LATAM: Buenos Aires, Argentina (December)

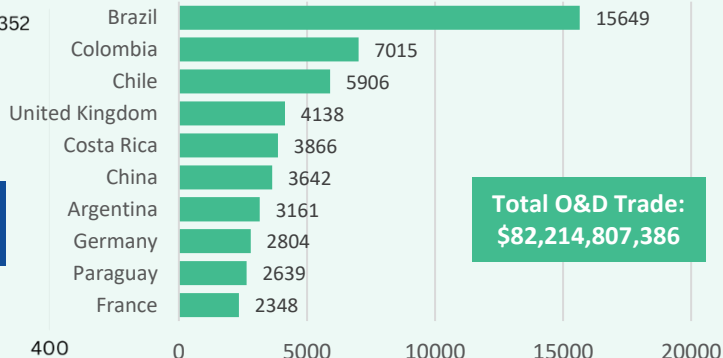
Learn more about our destinations at MIADiscover.com

Top Trade Partners in 2024

By Weight (in thousands US Tons)



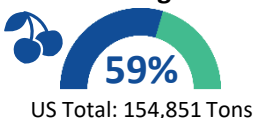
By Value (in millions US Dollars)



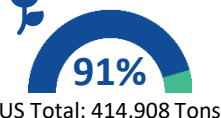
Leading Airport in Perishables Imports

MIA's market share of US Perishables Imports:

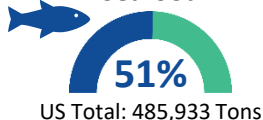
Fruits & Vegetables



Flowers

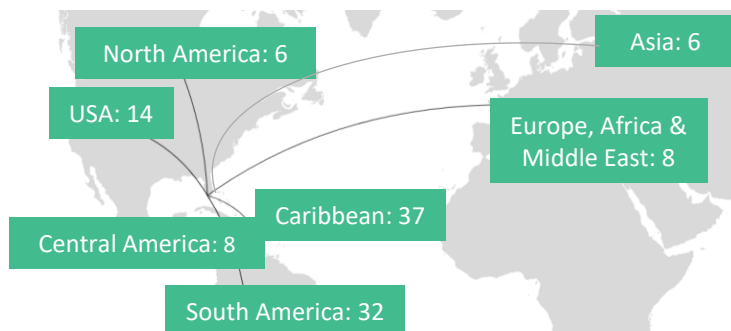


Seafood



111 Freighter Destinations

(4th Quarter 2025)



66% of perishables entering the US are imported through MIA

For more detailed information visit:

[Cargo Service Development - Miami International Airport](#)

Competitive Advantages

Passengers



Departing

Safe and efficient passenger processing with **eXpress Lanes**, **TSA Checkpoint 3-D Scanning** & **Biometric Facial Comparison**



Arriving

Enjoy seamless border entry and shorter wait times with **Global Entry** (fees apply), **Biometric Facial Comparison** and **Mobile Passport Control (MPC)**



Accessibility

Find dedicated services and information for passengers with disabilities with **myMIAccess**

Cargo



Pharma Hub

First IATA designated **"Pharma Hub Airport"** in North America with a CEIV community committed to **safe and efficient** processing of high-value, temperature-sensitive pharmaceuticals



Foreign Trade Zone (FTZ)

The **MIA FTZ** is ideally suited for import/export, with the opportunity to reduce, defer or eliminate trade duties



Phytosanitary Treatment & Cold Chain Processing Facility

Future 340,000+ sq. ft. perishables facility serving both MIA and PortMiami.



MIA Cargo Facilities

24 buildings
2.8 million sq. ft. warehouse space
5.4 million sq. ft. apron space
74 aircraft parking positions



Cargo Clearance Center

Centralized CBP functions for trade documentation processing



APHIS Facility

Our **Animal & Plant Health Inspection Service (APHIS)** is the nation's most comprehensive hub for Veterinary Services' import/export operations and inspection labs.